



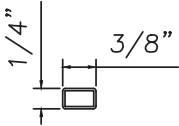
ALUMINUM MUNTINS (GBG - GRIDS BETWEEN GLASS)

All information seen within this document are considered current. However periodic changes/updates to our products are necessary. Quaker Window Products Inc. reserves the right to change any information without notice.

3/8" Internal (Alum.)

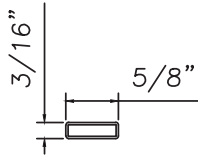
BL230X5/16

Black only



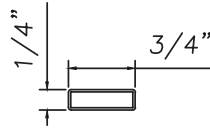
5/8" Internal (Alum.)

M3-16X5/8



3/4" Internal (Alum.)

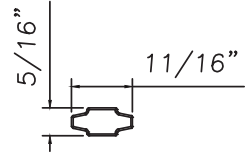
M36-04



3/4" Internal (Alum.)

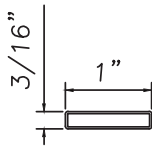
Contoured

M5.5X18



1" Internal (Alum.)

227688



SCALE 1:2

Our products are tested to the standards of and certified by some of the foremost organizations in the fenestration industry.

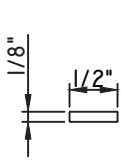




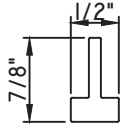
ALUMINUM APPLIED MUNTINS

E600/T600 - PROJECT-IN (HOPPER), INSWING CASEMENT

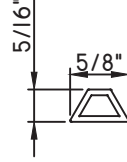
Unless noted otherwise, all Applied Muntin profiles shown may be used on the interior and exterior sides of the insulated glass.



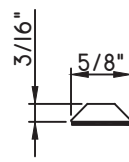
1/2"X1/8"
M165



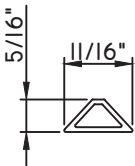
1/2"X1/4"
M3001



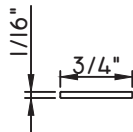
5/8"X5/16"
M16154



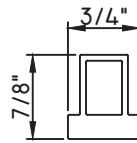
5/8"X3/16"
M20830



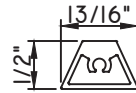
11/16"X5/16"
M24695



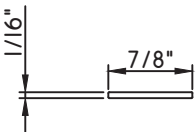
3/4"X1/16"
MAY5950



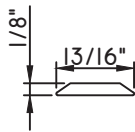
3/4"X7/8"
M3000



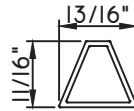
13/16"X1/2"
M541170



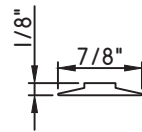
7/8"X1/16"
M24426



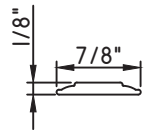
7/8"X1/8"
M22363



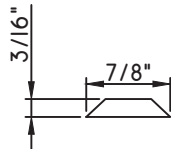
13/16"X11/16"
M15771



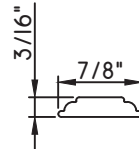
7/8"X1/8"
M20759



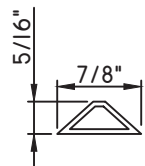
7/8"X1/8"
M22361



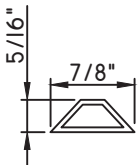
7/8"X3/16"
M-16861-SOFT



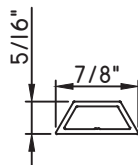
7/8"X3/16"
CE-13993



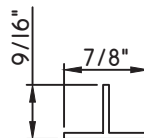
7/8"X5/16"
M19895



7/8"X5/16"
M22124



7/8"X5/16"
M538352



1"X3/16"
M22352

Our products are tested to the standards of and certified by some of the foremost organizations in the fenestration industry.



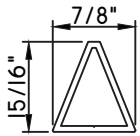
SCALE 1:2



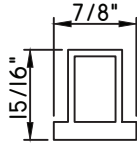
ALUMINUM APPLIED MUNTINS

E600/T600 - PROJECT-IN (HOPPER), INSWING CASEMENT

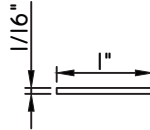
Unless noted otherwise, all Applied Muntin profiles shown may be used on the interior and exterior sides of the insulated glass.



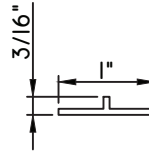
7/8"X15/16"
M54151
(exterior side only)



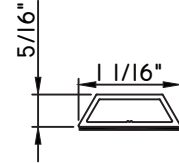
7/8"X15/16"
M2785
(exterior side only)



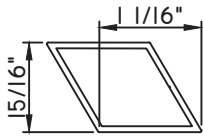
1"X1/16"
MAX10847



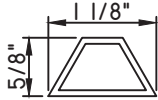
1"X3/16"
M20899



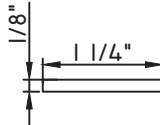
1 1/16"X5/16"
M23699



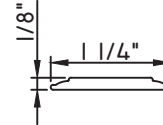
1 1/16"X15/16"
M54149
(exterior side only)



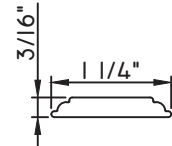
1 1/8"X5/8"
M2374



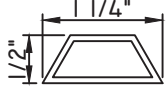
1 1/4"X1/8"
M1306



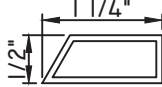
1 1/4"X1/8"
M22362



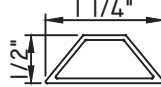
1 1/4"X3/16"
CE-14000



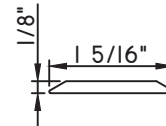
1 1/4"X1/2"
M22019



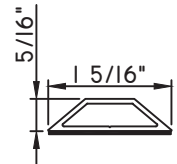
1 1/4"X1/2"
M22018



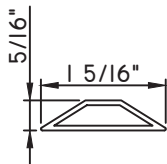
1 1/4"X1/2"
M15868



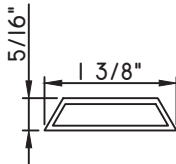
1 5/16"X1/8"
M22380



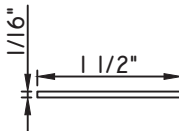
1 5/16"X5/16"
M58296



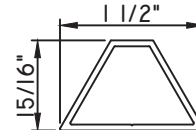
1 5/16"X5/16"
M22206



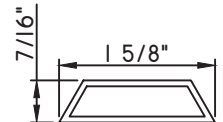
1 3/8"X5/16"
M2410



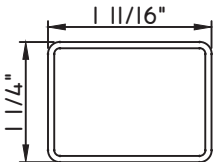
1 1/2"X1/16"
M320



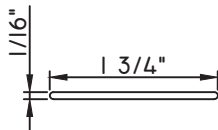
1 1/2"X15/16"
M51786
(exterior side only)



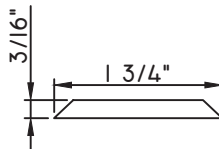
1 5/8"X7/16"
M16594



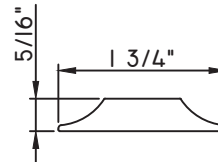
1 11/16"X1 1/4"
M11919
(exterior side only)



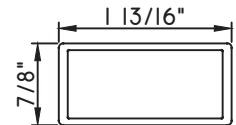
1 3/4"X1/16"
M187



1 3/4"X3/16"
M20547



1 3/4"X5/16"
M23910



1 3/4"X7/8"
M10360

Our products are tested to the standards of and certified by some of the foremost organizations in the fenestration industry.



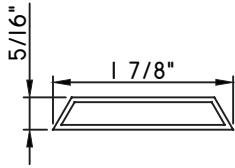
SCALE 1:2



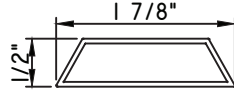
ALUMINUM APPLIED MUNTINS

E600/T600 - PROJECT-IN (HOPPER), INSWING CASEMENT

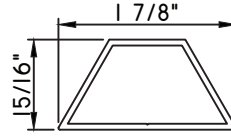
Unless noted otherwise, all Applied Muntin profiles shown may be used on the interior and exterior sides of the insulated glass.



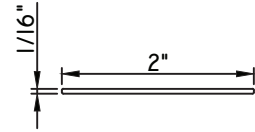
1 7/8\"X5/16\"
MW23008



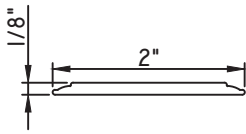
1 7/8\"X1/2\"
M16165



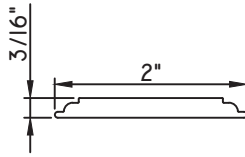
1 7/8\"X15/16\"
M54150
(exterior side only)



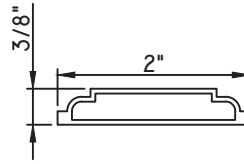
2\"X1/16\"
CE-764



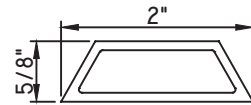
2\"X1/8\"
M22364



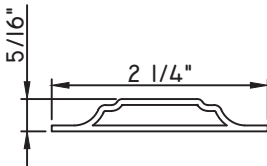
2\"X3/16\"
CE-14001



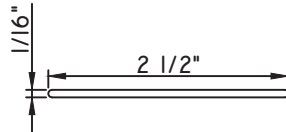
2\"X3/8\"
M21947



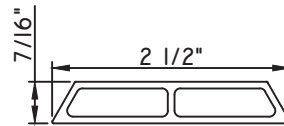
2\"X5/8\"
M15022



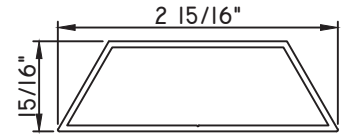
2\"X5/16\"
M22024



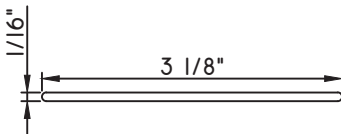
2 1/2\"X1/16\"
CE-13435



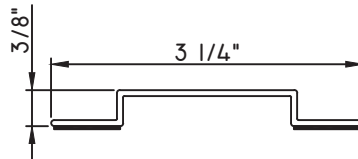
2 1/2\"X7/16\"
CE-13446



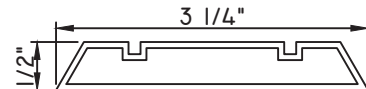
2 15/16\"X15/16\"
M55522
(exterior side only)



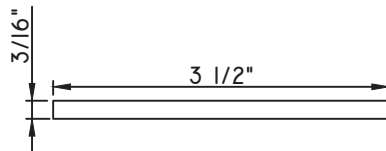
3 1/8\"X1/16\"
M19814



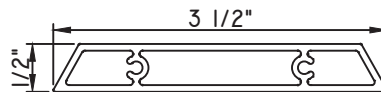
3 1/4\"X3/8\"
M14375



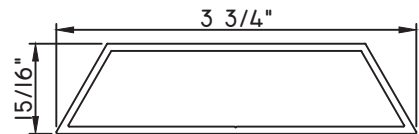
3 1/4\"X1/2\"
M22020



3 1/2\"X3/16\"
M1750



3 1/2\"X1/2\"
M541189



3 3/4\"X15/16\"
M58002
(exterior side only)

SCALE 1:2

Our products are tested to the standards of and certified by some of the foremost organizations in the fenestration industry.






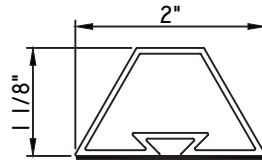
ALUMINUM APPLIED MUNTINS

E600/T600 - PROJECT-IN (HOPPER), INSWING CASEMENT

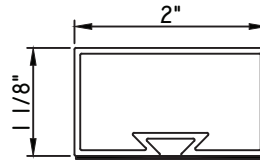
Unless noted otherwise, all Applied Muntin profiles shown may be used on the interior and exterior sides of the insulated glass.



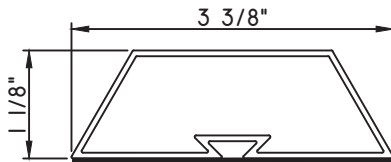
3 13/16"X1/8"
M10185



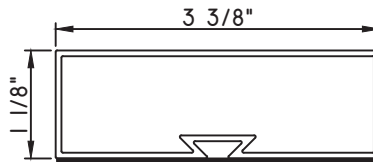
2"X1 1/8"
M23201
(exterior side only)



2"X1 1/8"
M23200
(exterior side only)



3 3/8"X1 1/8"
M23204
(exterior side only)



3 3/8"X1 1/8"
M23203
(exterior side only)

SCALE 1:2

Our products are tested to the standards of and certified by some of the foremost organizations in the fenestration industry.

