

V250 Series 3 1/4" Frame Depth Casement (Project-Out)

V250 Series Casement (Project-Out)

Features

- ♦ **Commercial Framing System**
 - 3 1/4" main frame
 - 0.060" wall thickness of frame, 0.055" wall thickness of sash
- ♦ **Enhanced Design**
 - Mitered and welded corners
- ♦ **Glazing**
 - 3/4" insulating glass
- ♦ **Hardware**
 - Multi-point locking system with single latch
- ♦ **Screen**
 - Extruded aluminum screen frame with BetterVue™ mesh with WaterShed® technology
- ♦ **Colors**
 - White or Sandstone vinyl (interior/exterior)

Benefits

- ♦ The capacity to match exterior colors for unique project facades
- ♦ The ability to facilitate large sizes for taller and wider window openings

Performance

- ♦ Structural & Thermal (test reports or thermal simulations available upon request)

Model	Casement (Project-Out)
Test Rating	R-50
Test Size	36" x 72"
Structural Load P.S.F.	75
Air Infiltration (cfm/ft²)	<0.30
Water (No Penetration) P.S.F.	7.5
U-Value (ranges based on multiple Low-E/Argon combinations)	
SHGC (ranges based on multiple Low-E/Argon combinations)	

Operating Force: 7 lbf (Initiate motion), <1 lbf (Latches)

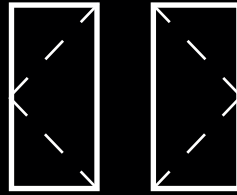
Due to periodic re-certification requirements, result shown may vary.

Options

- ♦ **Available Configurations**
 - Project-out casement
- ♦ **Muntin Choices**
 - Internal or simulated divided lites available
- ♦ **Hardware**
 - Egress hardware
 - Limited travel hardware
- ♦ **Nailing Fin**
- ♦ **Screen**
 - Extruded aluminum screen frame with aluminum wire mesh
 - Extruded aluminum screen frame with sunscreen mesh
 - Extruded aluminum screen frame with stainless steel 0.009" thickness mesh
- ♦ **Glazing**
 - Multiple Low-E and argon glazing choices
 - Triple glazing (Energy TG)
 - Capillary tubes
 - Wide variety of glazing, tinting and thickness options
- ♦ **Panning & Trim Choices**
 - Wide variety of panning, receptor and trim available
- ♦ **Mulling**
 - Wide variety of structural mulls
- ♦ **Colors**
 - High-performance Textured Black laminate (interior/exterior)
 - High-performance Textured Black laminate, Textured Dark Bronze laminate, Textured Dark Grey laminate or Textured Resembles Clear Anodized laminate (exterior only with White vinyl)
 - Twelve painted exterior colors (with White or Sandstone vinyl interior)
 - Unlimited custom painted exterior colors

Our products are tested to the standards of and certified by some of the foremost organizations in the fenestration industry.

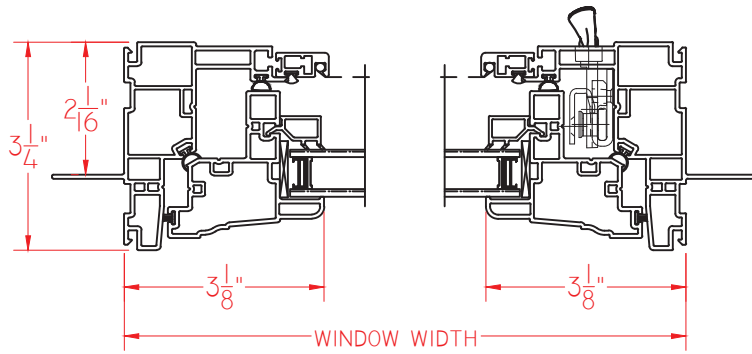




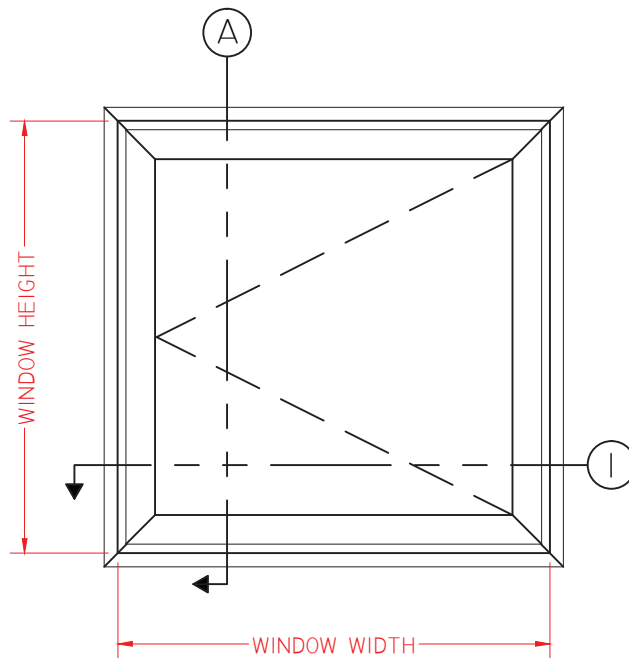
V250 Series 3 1/4" Frame Depth Casement (Project-Out)

V250 Series Casement (Project-Out)

This document contains confidential and proprietary information intended for the private use of Quaker.
© 2016 Quaker Window Products Co., All rights reserved.
Quaker reserves the right to change any/all designs without notice.

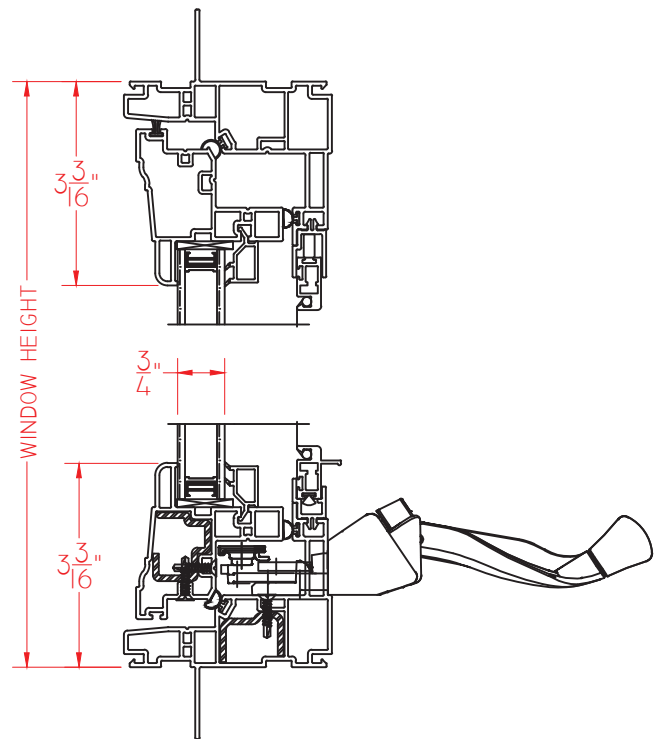


① HORIZONTAL
CROSS SECTION



ELEVATION SCALE 3/4" = 1'-0"

② VERTICAL
CROSS SECTION



SCALE 1:3

Our products are tested to the standards of and certified by some of the foremost organizations in the fenestration industry.



WINDOW & DOOR
MANUFACTURERS ASSOCIATION
WDMA
M E M B E R