

V300 Series 3 1/4" Frame Depth Single Hung

V300 Series Single Hung

Features

- ◇ **Material**
 - uPVC Vinyl
- ◇ **Framing System**
 - 3 1/4" main frame
- ◇ **Enhanced Design**
 - Mitered and welded corners
 - Integral Nailing Fin
- ◇ **Glazing**
 - 1" insulating glass
- ◇ **Hardware**
 - Block and tackle balancers
 - Side load sash
- ◇ **Screen**
 - Half screen
 - Extruded aluminum frame with BetterVue™ mesh with WaterShed® technology
- ◇ **Colors**
 - White or Sandstone vinyl (interior/exterior)

Benefits

- ◇ Perfect alternative product for commercial projects 8-stories and less. (up to 11 stories using receptor and subsill system)

Performance

- ◇ Structural & Thermal (test reports and thermal simulations available upon request)

| | |
|--|-------------|
| Model | Single Hung |
| NAFS Rating | CW-50 |
| Test Size | 56" x 91" |
| Design Pressure | up to 50 |
| Air infiltration (cfm/ft²) | <0.30 |
| Water (No Penetration) P.S.F. | 7.5 |
| U-Value (based on multiple Low-E/Argon combinations) | 0.20-0.46 |
| SHGC (based on multiple Low-E/Argon combinations) | 0.10-0.60 |


Due to periodic re-certification requirements, result shown may vary.

Options

- ◇ **Available Configurations**
 - Single Hung
 - Matching Fixed
 - Continuous frame capability
- ◇ **Muntin Choices**
 - Internal lites
 - Simulated Divided Lites
- ◇ **Hardware**
 - Heavy-Duty Class 5 balancers
- ◇ **Screen**
 - FlexScreen
 - Available without screen
- ◇ **Glazing**
 - Multiple Low-E and argon glazing choices
 - Capillary tubes
 - Wide variety of tinting and pane thickness options
- ◇ **Mulling**
 - Multiple mulling systems
- ◇ **Panning & Trim Choices**
 - Wide variety of panning, receptor, subsill and trim available
- ◇ **Color**
 - High-performance Textured Black laminate (interior/exterior)
 - High-performance Textured Black, Textured Dark Bronze, Textured Dark Grey or Textured Resembles Clear Anodized laminate (exterior only with White vinyl interior)
 - Twelve painted exterior colors (with White or Sandstone vinyl interior)
 - Unlimited custom painted exterior colors

Our products are tested to the standards of and certified by some of the foremost organizations in the fenestration industry.



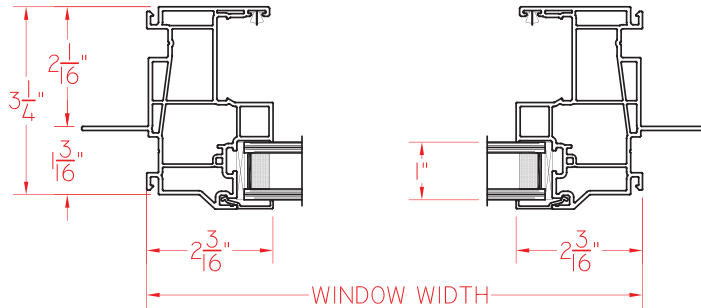


V300 Series 3 1/4" Frame Depth Single Hung

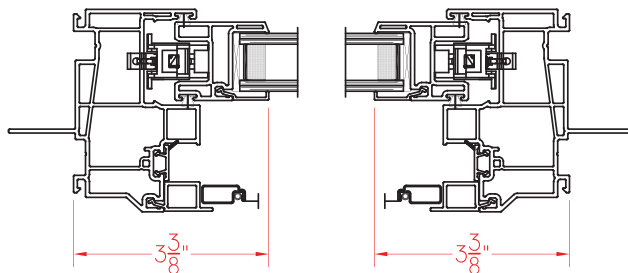
V300 Series Single Hung

This document contains confidential and proprietary information intended for the private use of Quaker.
© 2021 Quaker Window Products Co., Inc. All rights reserved.
Quaker reserves the right to change any/all designs without notice.

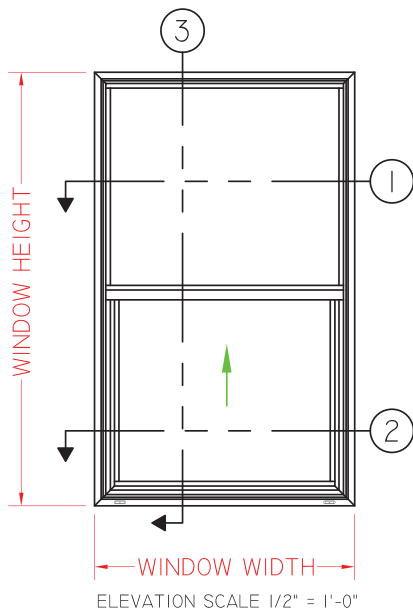
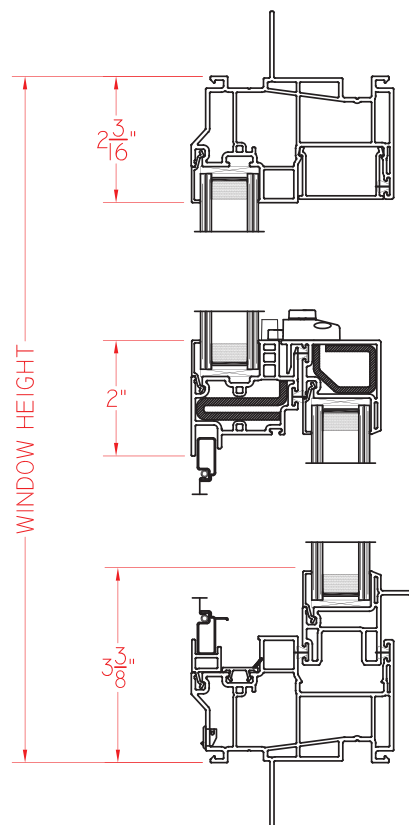
① HORIZONTAL
CROSS SECTION



② HORIZONTAL
CROSS SECTION



③ VERTICAL
CROSS SECTION



ELEVATION SCALE 1/2" = 1'-0"

Our products are tested to the standards of and certified by some of the foremost organizations in the fenestration industry.



SCALE 1:3