



C600

COMMERCIAL ALUMINUM SERIES

Casement | Project-Out | Fixed



**Structurally Unsurpassed.
Thermally Superior.
The Architectural Solution
for Every Modern Build.**

www.QuakerCommercialWindows.com

C600

COMMERCIAL ALUMINUM SERIES

Today's Window for a New Age

The commercial building industry is changing and evolving faster than ever before. As this tempo continues to quicken, one window is not only keeping pace...it's raising the bar. Quaker's C600 Series with patented OptiCore® technology is the ultimate architectural solution for every project and every spec.

The C600 Series is a multi-tasking marvel, able to fit within trendy and eclectic 21st century building designs, while also merging neatly into traditional architecture -- new construction or replacement.

Everything commercial building professionals want is in the C600:

- Strong, AW-rated build
- Long-term durability
- Extreme energy-efficiency
- Flexibility
- Functionality and practicality
- Patented OptiCore® technology



Fastenal Downtown Offices
Winona, MN
Developer: Fastenal Company
Contractor: C.D. Smith Construction
Architect: The Kubala Washatko Architects

Credit: Western Archrib/westernarchrib.com




www.QuakerCommercialWindows.com

C600

COMMERCIAL ALUMINUM SERIES

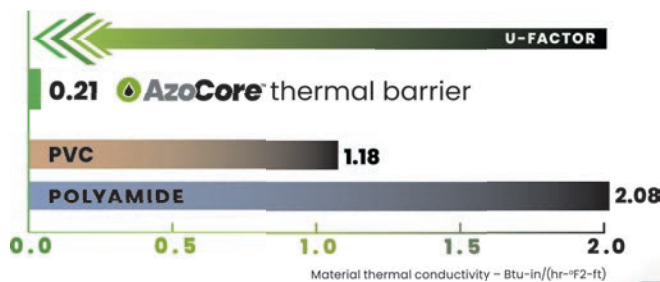
OptiCore® Technology

Patented and proprietary, OptiCore® is an industry-altering technology. It boosts every element of today's commercial building drive -- structural properties, thermal efficiency, and sound attenuation. Teamed with Quaker's C600 Series, OptiCore® Technology is changing the face of architectural window design.



The scope of the OptiCore® patent encompasses 16 protected elements and product variants, setting OptiCore® apart from any other window system in the industry.

- The next generation of thermal barrier technology is right here, right now with Azo-Core™ from Azon. This thermal barrier system boasts supreme performance compared to traditional polyamide strut or pour & debridge systems.
- Thermally-aligned framing, paired with highly-efficient dual or triple pane insulating glass, minimizes thermal conductivity, leading to U-Values never thought possible from an aluminum window.
- An expertly designed glazing pocket, which allows for up to 1½" insulating glass, reduces noise intrusion and takes STC and OITC ratings to a higher level.
- Architecturally enhanced aluminum is engineered to maximize structural capacities, especially with taller and wider windows now the norm.
- Double corner key construction is utilized to provide maximum corner joinery and frame strength.



Learn more about Quaker's OptiCore® technology



C600

COMMERCIAL ALUMINUM SERIES

Support Services

Quaker's expertise and support services are unmatched in the industry. While every project is distinct, Quaker offers in-house processes which consistently cover every detail. These fool-proof procedures ensure your project and our C600 products are a perfect match.

- Quaker has a dedicated commercial team with more than 150 years of industry experience
- Quaker's team will assist with every facet; design development, budgetary aspects, and project management



PROJECT AND SPECIFICATION REVIEW

How many stories are in the building?
Where is it located?
How large are the windows?
These and other important questions must be answered before moving forward.



ENGINEERING & DESIGN ASSESSMENT

After evaluating every component making up your project, our professional engineering expertise is put to work, as we carefully calculate customized solutions to best meet your spec's requirements.



LOCAL AND ARCHITECTURAL SALES SUPPORT

Quaker's Sales Representatives, many with 25+ years of knowledge and industry pedigree, have a vested interest in working beside you...not from afar. If you have questions, they want to answer them. If you have a concern, it's their concern too.



The Quaker Difference: More than meets the eye.

What distinguishes Quaker from all other window and door companies? The Quaker Difference. All Quaker products are comprised of tangible and intangible assets, all working together to form the most sought-after windows in the market.

- It's a standard of craftsmanship and engineering excellence we build into every product, distinguishing us from all other window companies in America.
- It's professional manufacturing specialists, some with more than 40 years of window experience, providing unparalleled attention to detail from start to finish.
- It's shying away from testing at only entry-level, gateway sizes. Instead, we test using exaggerated and even maximum sizing. This ensures the entire scope of a product's sizing will meet the advertised rating.
- It's multiple quality checks implemented throughout the manufacturing process to guarantee a paramount product.
- It's our state-of-the-art paint facilities. Unlike many manufacturers who must outsource, Quaker controls the quality and consistency of our finish in-house.
- It's employing thicker glass panes which will both lower the amount of stress cracks and raise your ability to control sound intrusion.
- It's our "can-do" attitude toward custom projects. Never is a job too custom for Quaker. Our option and accessory choices allow us to do what others can't.
- It's doing more than just selling windows and doors. It's finding the right window and door solution for your project.



That's *The Quaker Difference*.

Congress Lofts at St. Elmo
Austin, TX
Developer: INTRACORP
Contractor: Summit Design+Build
Architect: PappaGeorge Haymes Partners
Glazing Contractor: Cantex Glass



Render Credit: INTRACORP

800-347-0438



C600

COMMERCIAL ALUMINUM SERIES

Selection Guide

C600/C605 Model	Frame Depth	Structural Test Rating	Test Size	Air Infiltration	Water Resistance	U-Value Range [#]	SHGC Range [#]	STC Range ^x	OITC Range ^x
Casement	4 1/8"	up to AW-PG100	48" x 84"	<0.10	15.04	0.19–0.36	0.11–0.45	28–41	28–41
Project-Out	4 1/8"	AW-PG100	60" x 36"	<0.10	15.04	0.19–0.39	0.11–0.45	28–41	28–41
Fixed	4 1/8"	AW-PG100	60" x 99"	<0.10	15.04	0.15–0.49	0.11–0.68	30–40	30

[#]-U-Value and SHGC ranges are based on I.G. combinations incorporating some or all the following: Low-E glass, clear glass, argon gas and/or air fill, and grids

^x-STC and OITC Ranges based on multiple I.G. combinations

All ratings listed are NAFS certified. Periodic re-certification testing is required thus data shown may vary slightly

Terwilliger Place
 Arlington, VA
 Developer: Post West Nine Limited Partnership
 Contractor: CBG Building Company
 Architect: DCS Design
 Comm. Window Dealer: Caffes-Steel



Credit: Costar.brightspottcdn.com



www.QuakerCommercialWindows.com

C600

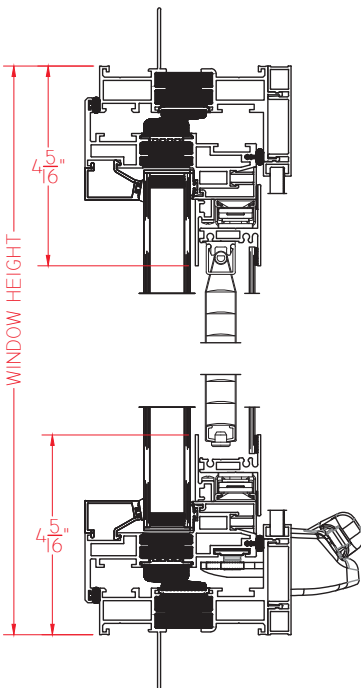
COMMERCIAL ALUMINUM SERIES

Products

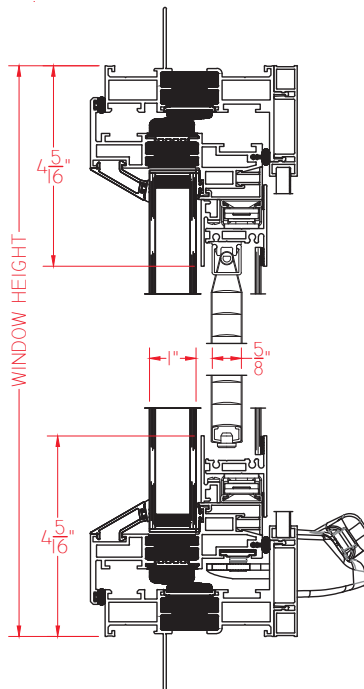
Casement

- Up to AW-PG100 Rating
- Patented OptiCore® technology
- Architectural grade aluminum
- Up to 1½" I.G. w/warm-edge spacer
- With or without Integral nailing fin
- Roto and Cam-Handle hardware
- Optional OS Operator hardware
- FlexScreen® system
- Blinds/Storm Panel option
- Standard and custom sizing
- Continuous frame combination capability
- Green initiatives built into every product
- Modern/Square exterior glazing profile (C600) or Traditional/Historic Bevel exterior glazing profile (C605)
- Impact version (C670/C675)

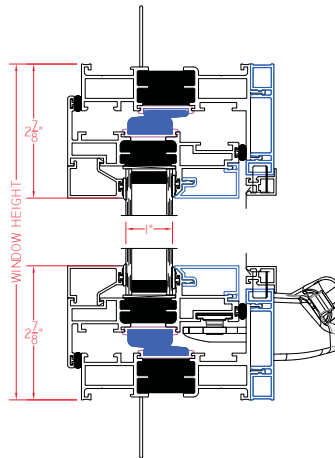
C600 Casement
shown with roto hardware, nail fin, modern/squared frame glazing, and blinds/storm panel



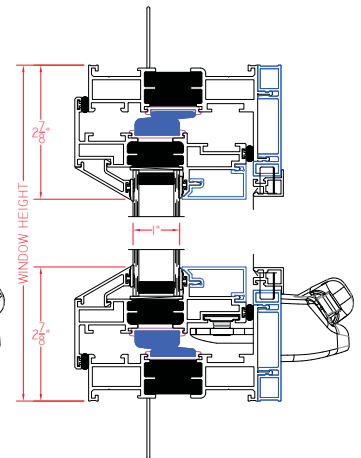
C605 Casement
shown with roto hardware, nail fin, traditional/historic beveled frame glazing and blinds/storm panel



C600 Casement
shown with roto hardware, nail fin and modern/squared frame glazing



C605 Casement
shown with roto hardware, nail fin and traditional/historic beveled frame glazing



University of Maryland School of Pharmacy
Baltimore, MD
Contractor : EMJAY Engineering & Const. Co.
Architect: JMT Architecture
Comm. Window Dealer: Window Consultants, Inc.



Credit: JMT Architecture/jmtarchitecture.com

C600

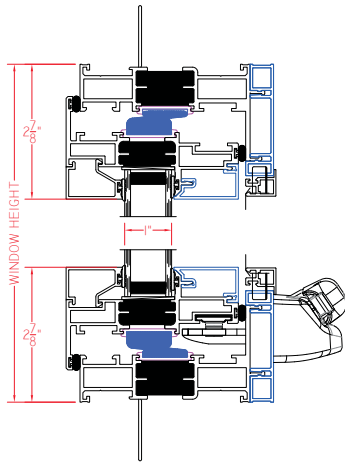
COMMERCIAL ALUMINUM SERIES

Products

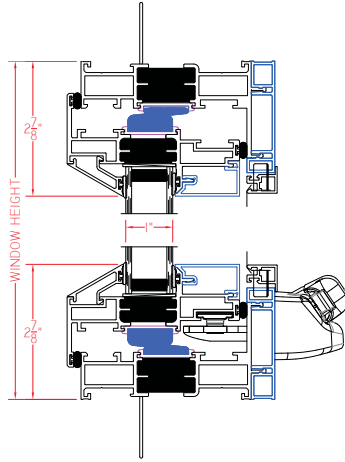
Project-Out

- Up to AW-PG100 Rating
- Patented OptiCore® technology
- Architectural grade aluminum
- With or without Integral nailing fin
- Up to 1½" I.G. w/warm-edge spacer
- Roto and Cam-Handle hardware
- Optional OS Operator hardware
- FlexScreen® system
- Blinds/Storm Panel option
- Standard and custom sizing
- Continuous frame combination capability
- Modern/Square exterior glazing profile (C600) or Traditional/Historic Bevel exterior glazing profile (C605)
- Impact version (C670/C675)
- Green initiatives built into every product

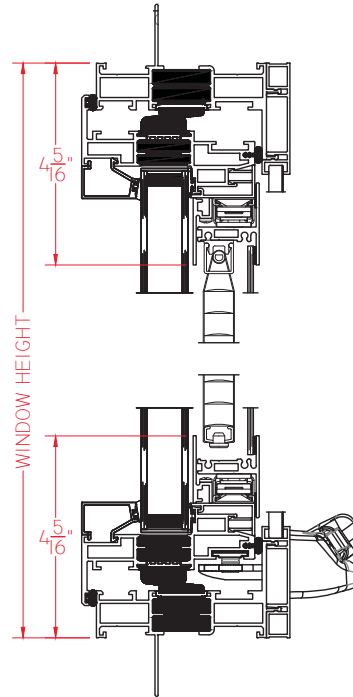
C600 Project-Out
shown with roto hardware, nail
fin and modern/squared
frame glazing



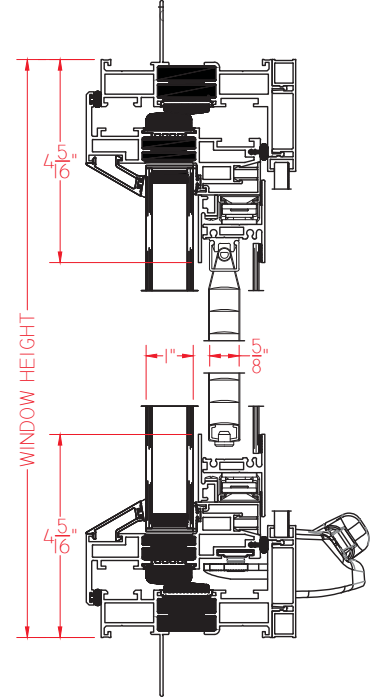
C605 Project-Out
shown with roto hardware,
nail fin and traditional/historic
beveled frame glazing




C600 Project-Out
shown with roto hardware, nail
fin, modern/squared frame
glazing, and blinds/storm panel



C605 Project-Out
shown with roto hardware, nail
fin, traditional/historic beveled frame
glazing and blinds/storm panel



St. Charles Senior Living Community
Celina, OH
Contractor: JMD Architectural Products, Inc.
Comm. Window Distributor: G2 Architectural



Credit: thislocalife.com



C600

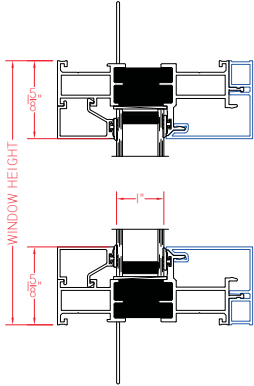
COMMERCIAL ALUMINUM SERIES

Products

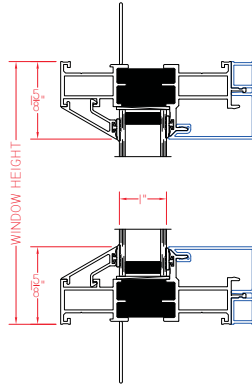
Fixed

- Up to AW-PG100 Rating
- Patented OptiCore® technology
- Architectural grade aluminum
- With or without Integral nailing fin
- Up to 1½" I.G. w/warm-edge spacer
- Wide or Narrow sightlines on fixed models
- Continuous frame combination capability
- Blinds/Storm Panel option
- Standard and custom sizing
- Modern/Square exterior glazing profile (C600) or Traditional/Historic Bevel exterior glazing profile (C605)
- Impact version (C670/C675)
- Green initiatives built into every product

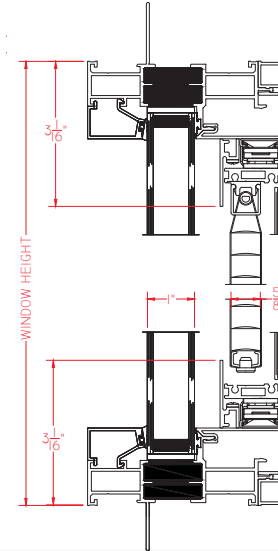
C600 Fixed
shown with nail fin and
modern/squared
frame glazing



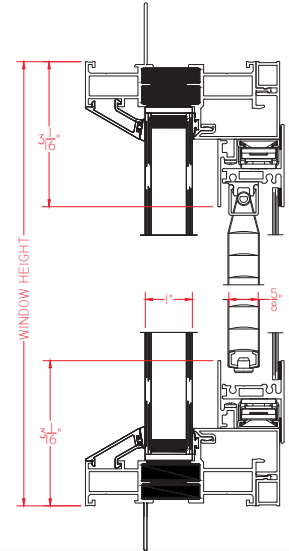
C605 Fixed
shown with nail fin and
traditional/historic
beveled frame glazing



C600 Fixed
shown with nail fin, modern/
squared frame glazing, and
blinds/storm panel



C605 Fixed
shown with nail fin, traditional/
historic beveled frame glazing
and blinds/storm panel



Westhaven Park IID
Chicago, IL
Developer: WHP IID, LLC
Contractor: McShane Construction
Architect: Landon Bone Baker Architects
Comm. Window Dealer: Commercial Window Installers

Render Credit: Landon Bone Baker Architects / lbba.com

C600

COMMERCIAL ALUMINUM SERIES

Colors & Finishes

Quaker makes it easy to get your color right with more than 40 "Quick Pick" powder-coat paint colors. If that's not enough, Quaker offers full custom color capabilities, meaning you can grab any color in the spectrum for your project.

The Basics: Nearly 30 color tones that never go out of style.




Resembles: Powder coat, paint finishes made to resemble an anodized look.



- Resembles painted finishes have double the warranty (10 years vs. 5 years for anodized)
- Shorter lead times as Quaker paints all aluminum lineals in-house while anodized must be outsourced.
- Better pricing across the board vs. anodized
- Consistent painted finish for each rail as opposed to the industry-accepted ranges that come with the anodizing process.

Textured: Unique depth and feel to elevate your color choice.



Custom Colors:

- Custom colors are a Quaker specialty.
- Our state-of-the-art, in-house painting facilities allow you to easily choose a custom color without incurring an exorbitant cost.
- From the purest white to the darkest black, any color is right at your fingertips.



C600

COMMERCIAL ALUMINUM SERIES

Colors & Finishes

Paint Finishes:

- Standard: High-performance 2604 Powder Coat finish (an FGIA specification)
- Upgrade: Max-performance 2605 Powder Coat finish* (an FGIA specification) **2605 finish not available for all colors*

Heat Reflective: Keeps aluminum window and door exteriors cooler by repelling excessive solar heat.

- Available with these colors: Black, Dark Bronze, Textured Black, Textured Dark Bronze, & Textured Dark Espresso
- Proven technology adapted to work with windows
- Paint additive works much like Low-E works in glass
- Reduces the possibility of thermal heat transfer through windows, diminishing surface temperatures as much as 15%.

Anodized: Available by request if commercial anodized finishes are a must for your project.

- Quaker offers only Class I anodized finishes, the highest grade available for exterior usage and vastly superior to Class II anodized
- Seven Anodized colors ranging from clear to black.


Paint & Finish Warranty:

- 10 year limited warranty on 2604 paint finish
- Up to 20 year limited warranty on 2605 paint finish
- 5 year limited warranty on Anodized finishes
- See complete warranty details at QuakerCommercialWindows.com



Raymond E. Shaw Elementary School
Milbury, MA
Owner: Milbury Public Schools
Contractor: Fontaine Brothers
Architect: T2 Architecture
Glazer Contractor: Chandler Architectural Prods.

Credit: T2 Architecture



Two Tone Capability:

- One color on the exterior. Another on the interior.
- Matching exterior facade and indoor decor at the same time is yours for the asking.

Although every effort is made, the sample colors shown in this brochure may not perfectly reflect the actual paint color once it has been applied. For an exact color match, please contact Quaker.

Quaker Windows & Doors does not assume any responsibility for possible misrepresentations of our colors and reserves the right to add, remove or alter the color offerings and/or information shown here without notice.

C600

COMMERCIAL ALUMINUM SERIES

Options

Glass & Grids

Pane thickness

- $\frac{3}{32}$ "
- $\frac{1}{8}$ "
- $\frac{5}{32}$ "
- $\frac{3}{16}$ "
- $\frac{1}{4}$ "
- $\frac{5}{16}$ "

I.G. thickness

- 1" (Double pane)
- 1 $\frac{3}{8}$ " (Triple pane)
- 1 $\frac{1}{2}$ " (Triple pane)

Glass Types

- Dual Silver Low-E
- Triple Silver Low-E
- Interior Pane Low-E
- Tempered Safety Glass
- Laminated
- Spandrel
- Neat+ Low Maintenance
- Obscure (for privacy)
- Tinted
- Bird Glass
- and many others

Some limitations may apply based upon several variables including, but not limited to, the window/door series chosen and requested/required specifications.





Simulated Divided Lites

- Numerous profiles and combinations available

This is a small sampling of the many SDL grid profiles Quaker has available.

Grids Between the Glass

- Flat or Contoured



1550 Lincoln
Santa Monica, CA
Developer: WS Communities
Contractor: MAS Construction
Architect: KFA Architecture
Comm. Window Dealer: Hardy Window



Credit: showcase.com



www.QuakerCommercialWindows.com

C600

COMMERCIAL ALUMINUM SERIES

Options

Mulls

Whether you're stacking units or pairing them side-by-side -- or both -- trust C600 mull systems to hit the mark every time.

C600 mulls can be factory-applied* or field applied. Your choice.

With a multitude of mull choices, you can accommodate your design configs and meet structural DP specifications at the same time.

Mull choices#:

- Vertical mulls - up to 1" wide
- Horizontal mulls - up to 1" tall
- Post Mulls
- Mull Covers - up to 7" wide

**Limitations apply.*

#Usage limitations may apply to mull choices



Axiom East
Austin, TX
Owner: Harris Bay
Contractor: Trinity Constructors
Architect: Designtrait Architects
Glazing Contractor: Western Glass



C600

COMMERCIAL ALUMINUM SERIES

Options

Accessories

Quaker can provide a multitude of accessories for make your C600 installation simple, efficient and successful.



Vernier Science Center - Portland State Univ.
Portland, OR
Contractor: Skanska USA BUilding
Architect: BORA
Glazing Contractor: Encore Glass

Render Credit: Bora Architects/bora.co

- Panning
- Flashing
- Receptor
- Subsill
- Flush mount fin systems
- Anchor straps
- Interior and exterior trim

Other factory-applied* options include:

- Adjustable Limit Travel Devices
- WOCD (Window Operating Control Device) and more.

*Limitations may apply.

Wood Interior

The C600 offers a deluxe wood interior option: The W600 Series.

- Same Opticore® technology
- Same build
- Same AW ratings
- Same or better thermal performance

Available models:

- Casement
- Project-Out
- Fixed models

Exterior Glazing Profile:

- Modern/Square (W600)
- Traditional/Historic Bevel (W605)

Features:

- Pine interior
- 4 5/16" or 6 5/16" jamb depths

W600

CLAD WOOD SERIES



Exterior

All color choices/options shown on pages 10-11 are available for the exterior.

Interior



Natural (standard)

Primed



Pre-Finished White



Pre-Finished Black

Custom interior colors available.

C600

COMMERCIAL ALUMINUM SERIES

Solutions for Special Applications

Impact (C670/C675)

LEED®

- Casement, Project-Out and Fixed window models
- All models meet ASTM 1886 (Large Missile Impact - Level D) testing requirements
- Various anchorage systems



- All C600 Series window models can assist with garnering LEED points for your commercial project
- LEED Building Design and Construction (LEED BD+C) works for both new construction and replacement commercial projects
- LEED is the world's preeminent green building organization
- Go to usgbc.org/leed for more information.



Aquatic V
Berkley, CA
Developers: RI Berkley LLC
Architect: Trachtenberg Architects
Contractor: West Builders
Dealer: Pinnacle Installations



Credit: Greystar Worldwide / greystar.com

800-347-0438





C600

COMMERCIAL ALUMINUM SERIES

Find more information on Quaker windows and doors



www.QuakerCommercialWindows.com

1-800-347-0438

commercial@quakerwindows.com



Made in America: All Quaker products are designed and manufactured in the United States at our state-of-the-art facilities in Eldon, MO (above) and Freeburg, MO.



December, 2024 - V5

Scan for Patent Information



ON THE COVER:

Smoky Hollow
Raleigh, NC
Developer: Kane Realty, Williams Realty & Bldg. Co.
Contractor: Clancy & Theys Construction Co.
Architect: JDAVIS Architects
Glazing Contractor: Brinn Glass, Inc.

Quaker Window Products reserves the right to change or discontinue any products or options within this brochure without notice.